

May



BIBLE STORY

Naaman is healed 2 Kings 5:1-15

Read today's story from the Beginner's Bible

Naaman was a great army commander. He was a brave soldier, but he had a problem. He had a terrible skin disease called leprosy. **(Tell the children that leprosy causes booboos all over the skin)** One day, Naaman's wife said, "My servant told me you should go see the prophet Elisha. He can heal you."

Naaman took lots of silver and gold with him to give to Elisha. When he reached Elisha's home. Elisha sent out a man with this message: "Dunk yourself in the Jordan River seven times. Then you will be healed." At first, Naaman thought it was a silly idea. But his servants said, "Please go. This is not a hard thing to do." So Naaman dunked himself in the Jordan River seven times. **(Count to seven)** When he was done, Naaman's skin disease was gone! Naaman was so excited that he ran to thank Elisha for curing him. Naaman said, "Israel's God is the only true God!"

Teacher: Discuss with the children the fact that Naaman showed his faith in God by doing the things he was asked to do. Elisha knew that if you have faith in God you will be healed.

MEMORY VERSE



Motions: God ()

heals (make 2 fists in front of your chest)

me. (point at yourself)

Psalm 30:2 (open hands like a book)

THIS MONTH'S CRAFTS

Week One: Sponge Naaman

Week Two: Naaman pop up cup

Week Three: Watch video [Naaman's Healed of Leprosy](#) on USB drive

Week Four: Prophet Elisha Ears

Week Five: Naaman booklet

TAKE HOME SHEET

After class have the parents take the take home sheet with them to go over what the children have learned. They can practice their memory verse at home and do a fun family activity.

Week 1

Sponge Naaman: Items needed Sponge shaped as a man. Washable markers. Small bowl of water.



Mark the sponge with the washable marker making dots. Show the kids Naaman's Leprosy spots.



Now remind them that Elisha told Naaman to dunk in the river 7 times while you dunk the sponge in 7 times as well. Make sure spots wash away.





Show the kids how Naaman's spots are all gone like in our bible story.

Week 2

Naaman pop up cup: items you'll need 1 cup per child. 1 popsicle stick per child. One printout of Naaman. 1 Blue wave paper per child. Glue stick



Poke a hole in the bottom of the cup large enough for the popsicle stick through. Glue waves around the outside of the cup and glue Naaman images back to back to the end of the popsicle stick and put the stick with the image inside the cup and through the hole.



Week 4

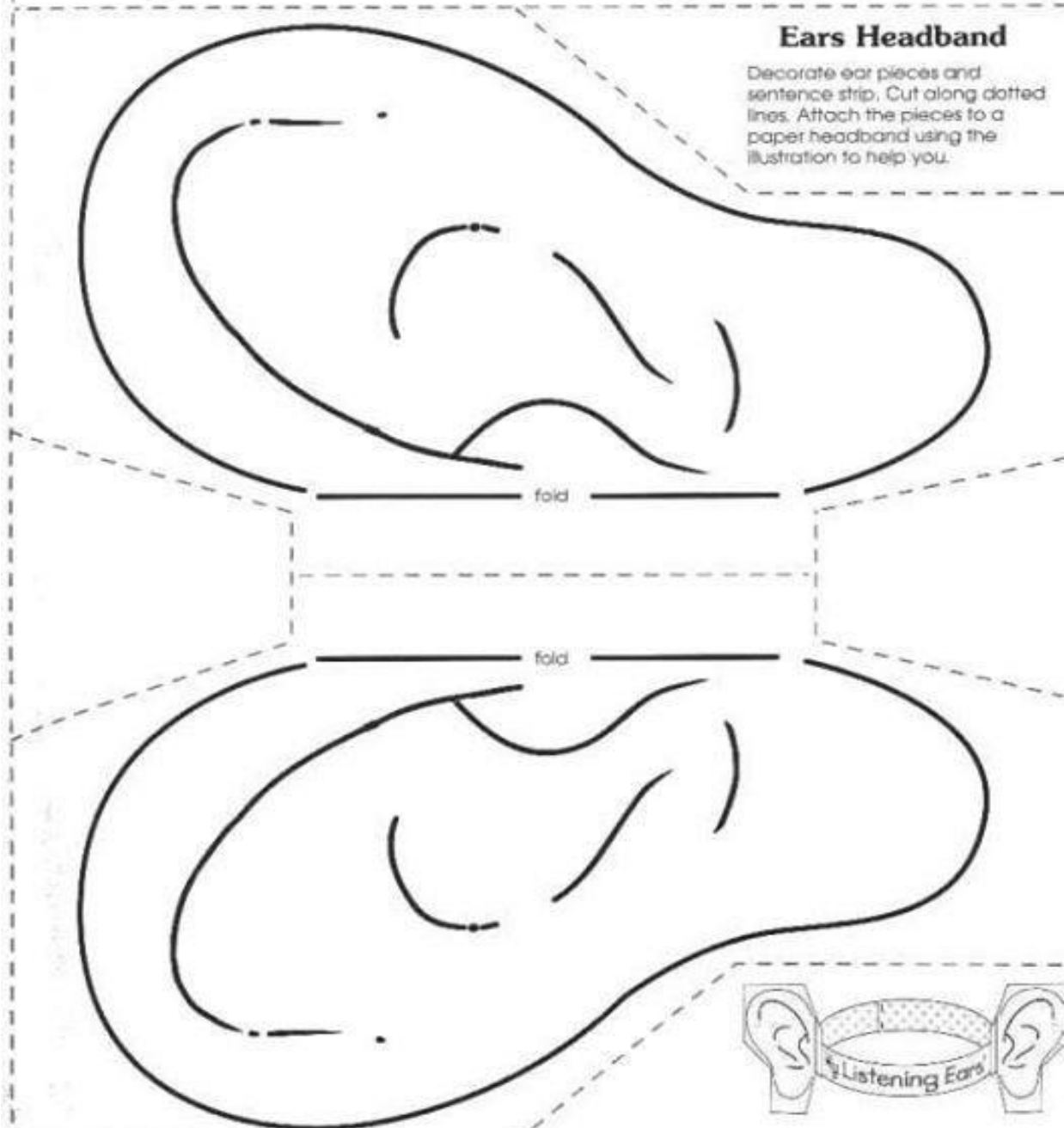
Prophet Elisha Ears: You will need Ear printout for each child. Crayons and a stapler.

Cut out ears and head band for each child. Allow them to color their ears. Teachers will staple ears and headband together for the child. After you make your ears tell the children about how Elisha was a prophet which means he is a person who speaks on behalf of a God or who is divinely inspired (given ideas) to reveal the will of a God.

My Listening Ears!

Ears Headband

Decorate ear pieces and sentence strip. Cut along dotted lines. Attach the pieces to a paper headband using the illustration to help you.



Week 5



TODAY WE LEARNED....

The story of how Naaman was healed of his leprosy by listening to the prophet Elisha and showing his faith in God by dunking in the river 7 times.

MEMORY VERSE (Practice with your Child)

“God heals me.” Psalm 30:2



Motions: God ( )
heals (make 2 fists in front of your chest)
me. (point at yourself)
Psalm 30:2 (open hands like a book)

FAMILY ACTIVITY

During bath time have your child pretend to be Naaman and pour water over their head 7 times. Talk to them about what they learned in class.



TODAY WE LEARNED....

The story of how Naaman was healed of his leprosy by listening to the prophet Elisha and showing his faith in God by dunking in the river 7 times.

MEMORY VERSE (Practice with your Child)

“God heals me.” Psalm 30:2



Motions: God ( )
heals (make 2 fists in front of your chest)
me. (point at yourself)
Psalm 30:2 (open hands like a book)

FAMILY ACTIVITY

During bath time have your child pretend to be Naaman and pour water over their head 7 times. Talk to them about what they learned in class.

TODAY WE LEARNED....

The story of how Naaman was healed of his leprosy by listening to the prophet Elisha and showing his faith in God by dunking in the river 7 times.

MEMORY VERSE (Practice with your Child)

“God heals me.” Psalm 30:2



Motions: God ()
heals (make 2 fists in front of your chest)
me. (point at yourself)
Psalm 30:2 (open hands like a book)

FAMILY ACTIVITY

Play with the Naaman cup activity and dunk him up and down 7 times and flipping the cup around to the healed Naaman. Talk to your child about why it's important to do things in faith.

TODAY WE LEARNED....

The story of how Naaman was healed of his leprosy by listening to the prophet Elisha and showing his faith in God by dunking in the river 7 times.

MEMORY VERSE (Practice with your Child)

“God heals me.” Psalm 30:2



Motions: God ()
heals (make 2 fists in front of your chest)
me. (point at yourself)
Psalm 30:2 (open hands like a book)

FAMILY ACTIVITY

Play with the Naaman cup activity and dunk him up and down 7 times and flipping the cup around to the healed Naaman. Talk to your child about why it's important to do things in faith.

TODAY WE LEARNED....

The story of how Naaman was healed of his leprosy by listening to the prophet Elisha and showing his faith in God by dunking in the river 7 times.

MEMORY VERSE (Practice with your Child)

“God heals me.” Psalm 30:2



Motions: God ()

heals (make 2 fists in front of your chest)

me. (point at yourself)

Psalm 30:2 (open hands like a book)

FAMILY ACTIVITY

Give your child a task to do like pick up all of their toys. If they get it all done give them a sticker or a prize. If they don't get it done then remind them Naaman was healed only after he did what was asked of him.

TODAY WE LEARNED....

The story of how Naaman was healed of his leprosy by listening to the prophet Elisha and showing his faith in God by dunking in the river 7 times.

MEMORY VERSE (Practice with your Child)

“God heals me.” Psalm 30:2



Motions: God ()

heals (make 2 fists in front of your chest)

me. (point at yourself)

Psalm 30:2 (open hands like a book)

FAMILY ACTIVITY

Give your child a task to do like pick up all of their toys. If they get it all done give them a sticker or a prize. If they don't get it done then remind them Naaman was healed only after he did what was asked of him.

TODAY WE LEARNED....

The story of how Naaman was healed of his leprosy by listening to the prophet Elisha and showing his faith in God by dunking in the river 7 times.

MEMORY VERSE (Practice with your Child)

“God heals me.” Psalm 30:2



Motions: God ()
heals (make 2 fists in front of your chest)
me. (point at yourself)
Psalm 30:2 (open hands like a book)

FAMILY ACTIVITY

Put on child's God listening ears and play Simon says. Remind them it is important to listen and do exactly what God says. Just like in the game if you do not listen carefully you might do they wrong thing.

TODAY WE LEARNED....

The story of how Naaman was healed of his leprosy by listening to the prophet Elisha and showing his faith in God by dunking in the river 7 times.

MEMORY VERSE (Practice with your Child)

“God heals me.” Psalm 30:2



Motions: God ()
heals (make 2 fists in front of your chest)
me. (point at yourself)
Psalm 30:2 (open hands like a book)

FAMILY ACTIVITY

Put on child's God listening ears and play Simon says. Remind them it is important to listen and do exactly what God says. Just like in the game if you do not listen carefully you might do they wrong thing.



TODAY WE LEARNED....

The story of how Naaman was healed of his leprosy by listening to the prophet Elisha and showing his faith in God by dunking in the river 7 times.

MEMORY VERSE (Practice with your Child)

“God heals me.” Psalm 30:2



Motions: God ( )
heals (make 2 fists in front of your chest)
me. (point at yourself)
Psalm 30:2 (open hands like a book)

FAMILY ACTIVITY

Play with a favorite stuffed animal or toy and pretend that they are hurt and pray over them. Don't forget to thank the Lord for their healing.



TODAY WE LEARNED....

The story of how Naaman was healed of his leprosy by listening to the prophet Elisha and showing his faith in God by dunking in the river 7 times.

MEMORY VERSE (Practice with your Child)

“God heals me.” Psalm 30:2



Motions: God ( )
heals (make 2 fists in front of your chest)
me. (point at yourself)
Psalm 30:2 (open hands like a book)

FAMILY ACTIVITY

Play with a favorite stuffed animal or toy and pretend that they are hurt and pray over them. Don't forget to thank the Lord for their healing.