

APRIL



BIBLE STORY

Weeks 1&2: Jesus is Arrested and Crucified Matthew 26-27; Mark 14-15; Luke 22-23; John 18-19

Read today's story from the Beginner's Bible

Judas went to the leaders. He asked, "How much will you pay me if I help you capture Jesus?" They said, "Thirty pieces of silver." So, Judas took the money and made a plan. Jesus had gone to his favorite garden to pray. **(Put hands together as if praying)** The disciples went along. Jesus prayed, "Father, if it is your will, I am ready to give my life so that all the people who trust in me will be saved from their sins." The leaders did not believe Jesus was the Son of God and made him carry a big wooden cross to a place called Golgotha. They nailed Jesus to the cross. **(Put arms out as if on the cross)** Jesus died on the cross and everyone who loved Jesus were very sad. **(make sad face)** They had forgotten that Jesus said he would see them again soon!

Weeks 3&4 Jesus is Risen! Matthew 28:1-10; Mark 16:1-10; Luke 24:1-11; John 20:1-18

After Jesus died, some of his friends laid his body in a big tomb. They sealed it shut with a large round stone. Soldiers guarded the tomb. Three days later, the earth shook. An angel of the Lord came down from heaven and pushed the stone away from the tomb. **(Act as if pushing stone away)** Then the angel sat on the stone. When the soldiers saw the angel, they fell to the ground. Mary Was walking to the tomb with some of her friends. They saw the angel, who said, "Do not be afraid. Jesus is not her. He has risen!" **(Point up)** "Go and tell Peter and the other disciples that Jesus is alive!" On their way, the women saw Jesus. They fell to their knees and worshiped him. **(Say we worship you Jesus)** Jesus smiled and said, "Go tell the others that I will see them in Galilee." So, Mary ran to tell the disciples.

MEMORY VERSE

"He is not here. He is risen." Matthew 28:6

Motions: He is not (wave pointer finger back and forth)

Here. (Open up arms)

He is risen. (point up)

Matthew 28:6 (open hands like a book)

THIS MONTH'S CRAFTS

Week One: Mobile

Week Two: Hole-y Handprints

Week Three: Easter Cross

Week Four: Life of Jesus

TAKE HOME SHEET

After class have the parents take the take home sheet with them to go over what the children have learned. They can practice their memory verse at home and do a fun family activity.

Hole-y Handprints

You'll need large paper plates, air-dry modeling clay, and a dowel.

As the kids spread the modeling clay evenly across their plates, say: **After Jesus came back to life, he appeared to his friends. But his friend Thomas wasn't there, so he had a hard time believing that Jesus was alive. He wanted to feel the nail holes in Jesus' hands.**

Have kids make a handprint in the center of the plate. (If necessary, spread glue between the plate and clay for better adhesion.)

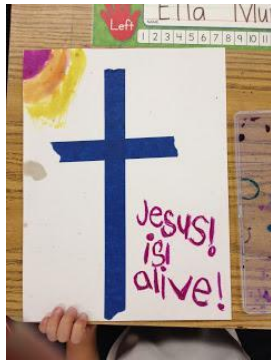



EASTER CROSS

Place painter's tape on construction paper and have the kids use crayons or water color over the tape. You can write Jesus is alive in sharpie. Here is the finished Easter cross craft!



I first place painter's tape on construction paper before class.




Then have the kids use crayons or water colors all over the paper. Encouraged them to make it look like a colorful rainbow.





Our last step was to remove the tape. I did this when the paint was still wet. Some of the papers did rip because they were too wet. I don't know if it would have worked better if I would have waited for them to dry...






Cut out the Life of Jesus images and crosses out of construction paper. Make sure you have enough for every child. Have the kids glue on the pictures to the cross.




Life of Jesus



Life of Jesus





Copyright
PreKinders.com

TODAY WE LEARNED....

The story of how Jesus prayed in the garden with his disciples and then died on the cross. We also learned that 3 days later Jesus raised from the dead.

MEMORY VERSE (Practice with your Child)

“He is not here. He is risen.” Matthew 28:6

Motions: He is not (wave pointer finger back and forth)

Here. (Open up arms)

He is risen. (point up)

Matthew 28:6 (open hands like a book)

FAMILY ACTIVITY

Pray together as a family about anything that may be bothering you. Tell your child it's o.k. to ask God to help you get through your feelings.

TODAY WE LEARNED....

The story of how Jesus prayed in the garden with his disciples and then died on the cross. We also learned that 3 days later Jesus raised from the dead.

MEMORY VERSE (Practice with your Child)

“He is not here. He is risen.” Matthew 28:6

Motions: He is not (wave pointer finger back and forth)

Here. (Open up arms)

He is risen. (point up)

Matthew 28:6 (open hands like a book)

FAMILY ACTIVITY

Pray together as a family about anything that may be bothering you. Tell your child it's o.k. to ask God to help you get through your feelings.

TODAY WE LEARNED....

The story of how Jesus prayed in the garden with his disciples and then died on the cross. We also learned that 3 days later Jesus raised from the dead.

MEMORY VERSE (Practice with your Child)

“He is not here. He is risen.” Matthew 28:6

Motions: He is not (wave pointer finger back and forth)

Here. (Open up arms)

He is risen. (point up)

Matthew 28:6 (open hands like a book)

FAMILY ACTIVITY

Worship Jesus by singing your favorite worship songs together so show him how much you love Him.

TODAY WE LEARNED....

The story of how Jesus prayed in the garden with his disciples and then died on the cross. We also learned that 3 days later Jesus raised from the dead.

MEMORY VERSE (Practice with your Child)

“He is not here. He is risen.” Matthew 28:6

Motions: He is not (wave pointer finger back and forth)

Here. (Open up arms)

He is risen. (point up)

Matthew 28:6 (open hands like a book)

FAMILY ACTIVITY

Worship Jesus by singing your favorite worship songs together so show him how much you love Him.

TODAY WE LEARNED....

The story of how Jesus prayed in the garden with his disciples and then died on the cross. We also learned that 3 days later Jesus raised from the dead.

MEMORY VERSE (Practice with your Child)

“He is not here. He is risen.” Matthew 28:6

Motions: He is not (wave pointer finger back and forth)

Here. (Open up arms)

He is risen. (point up)

Matthew 28:6 (open hands like a book)

FAMILY ACTIVITY

Make a chalk drawing on your driveway of a cross saying "He is Risen" underneath.

TODAY WE LEARNED....

The story of how Jesus prayed in the garden with his disciples and then died on the cross. We also learned that 3 days later Jesus raised from the dead.

MEMORY VERSE (Practice with your Child)

“He is not here. He is risen.” Matthew 28:6

Motions: He is not (wave pointer finger back and forth)

Here. (Open up arms)

He is risen. (point up)

Matthew 28:6 (open hands like a book)

FAMILY ACTIVITY

Make a chalk drawing on your driveway of a cross saying "He is Risen" underneath.

TODAY WE LEARNED....

The story of how Jesus prayed in the garden with his disciples and then died on the cross. We also learned that 3 days later Jesus raised from the dead.

MEMORY VERSE (Practice with your Child)

“He is not here. He is risen.” Matthew 28:6

Motions: He is not (wave pointer finger back and forth)

Here. (Open up arms)

He is risen. (point up)

Matthew 28:6 (open hands like a book)

FAMILY ACTIVITY

Make a living room fort like Jesus' tomb and take turns looking inside saying Jesus is not here He is risen.

TODAY WE LEARNED....

The story of how Jesus prayed in the garden with his disciples and then died on the cross. We also learned that 3 days later Jesus raised from the dead.

MEMORY VERSE (Practice with your Child)

“He is not here. He is risen.” Matthew 28:6

Motions: He is not (wave pointer finger back and forth)

Here. (Open up arms)

He is risen. (point up)

Matthew 28:6 (open hands like a book)

FAMILY ACTIVITY

Make a living room fort like Jesus' tomb and take turns looking inside saying Jesus is not here He is risen.